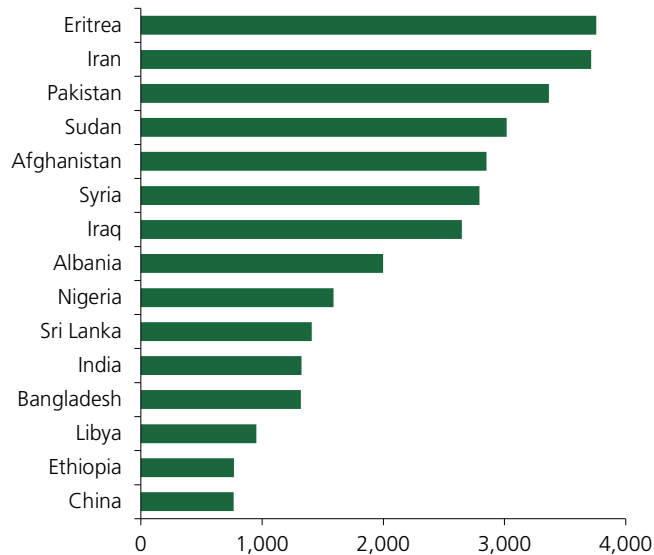


Asylum seekers, UK

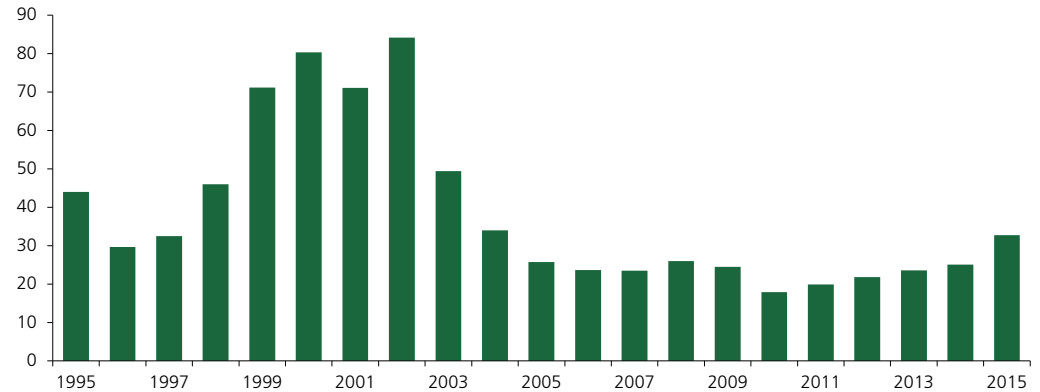
- In 2015, there were 32,733 applications for asylum excluding dependants, 31% more than in 2014. 91% of applicants were in-country and 9% were at port.
- The highest number of asylum applications recorded in a single year was 84,132 in 2002.
- At the end of 2015 there were 26,409 asylum applications still under consideration, compared with 22,974 the year before.
- The top applicant nationalities in 2015 were Eritrea (9%), Iran (9%), Pakistan (8%), Sudan (8%) and Afghanistan (7%).
- Among EU states, the UK had the seventeenth highest number of asylum applications per 1,000 inhabitants.

Nationality of asylum applicants, UK, 2015
excluding dependants



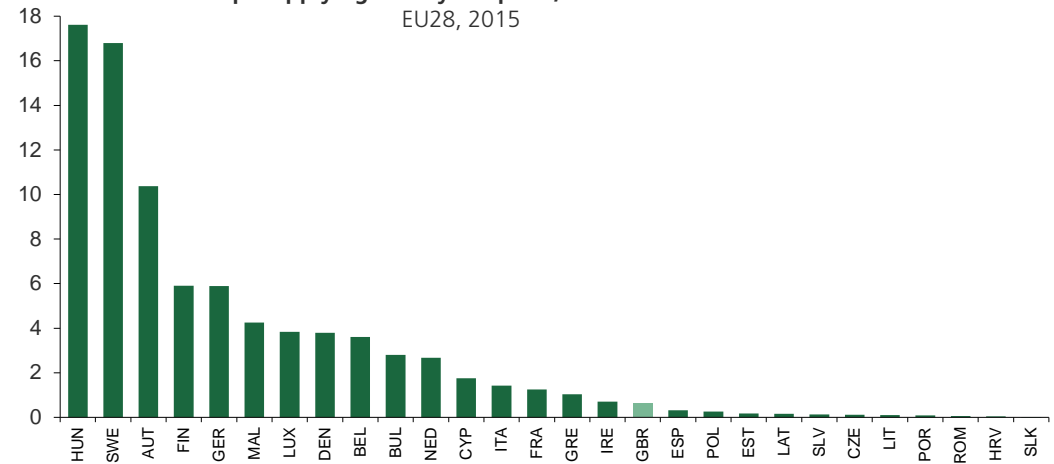
Source: Home Office Immigration Statistics, April-June 2016

Applications for asylum, UK, 1995-2015
thousands, excluding dependants



Source: Home Office Immigration Statistics, April-June 2016

People applying for asylum per 1,000 inhabitants
EU28, 2015



Source: Home Office Immigration Statistics, April-June 2016